

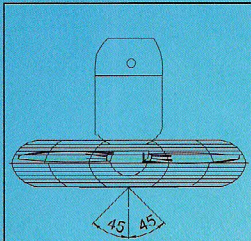


# AIRWARE FAN

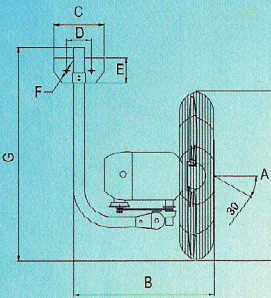

INDUSTRIAL AIR CIRCULATOR

## WALL FAN

**FW**

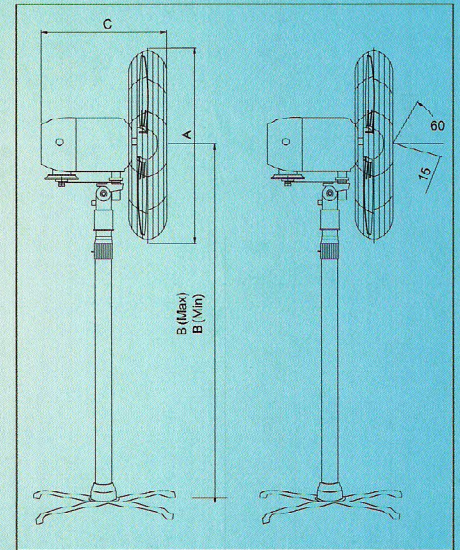


MODEL	FAN SIZE	A	B	C	D	E	F	G
FW50JC	20"/500mm	568	440	190	113.5	112	12.7	588
FW65JC	25"/650mm	689	445	190	113.5	112	12.7	785
FW75JP	30"/750mm	815	465	190	113.5	112	12.7	848



## STAND FAN

**FS**



MODEL	FAN SIZE	A	B (MAX)	B (MIN)	C
FS50JE	20"/500mm	568	1250	1025	320
FS65JE	25"/650mm	689	1500	1290	335
FS75JP	30"/750mm	815	1500	1290	370

	POSITION 1 (LOW)			POSITION 2 (MID)			POSITION 3 (HIGH)		
	500	650	750	500	650	750	500	650	750
FAN SPEED (RPM)	1120	1120	1120	1280	1280	1280	1400	1400	1400
AIR DLVY (CFM)	3900	5500	7500	4100	6300	9500	4600	7000	10600
(M <sup>3</sup> /MIN)	110	156	214	115	178	270	136	198	302
NOISE LEVEL (dB)	54	54	58	58	58	70	65	68	73
POWER OUTPUT (W)	88	145	190	95	155	200	108	180	220
CURRENT (A)	0.40	0.68	0.83	0.43	0.75	0.85	0.49	0.85	1.00